


Fluorescence Filters



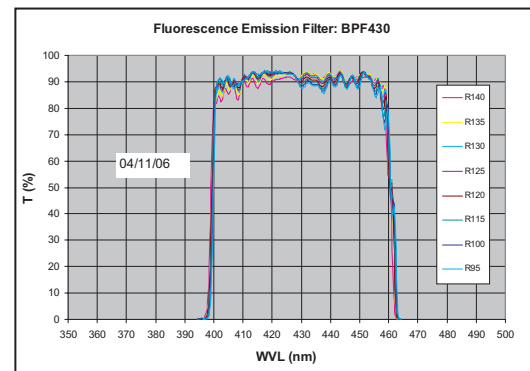
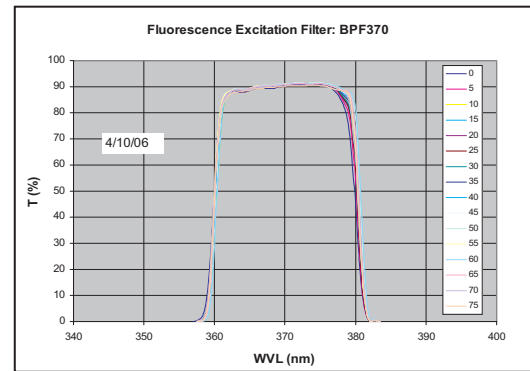
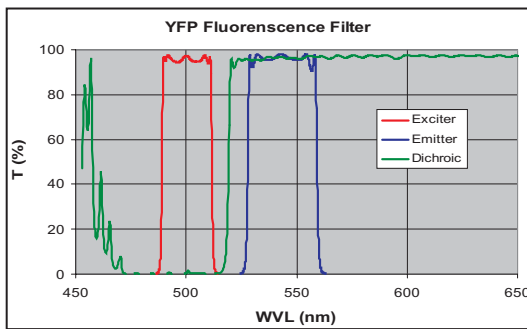
Typical Fluorescence Filter Sets

Fluorophore (nm)	Exciter		Emitter		Dichroic
	CWL (nm)	BW (nm)	CWL (nm)	BW (nm)	Reflection
CFP	438	20	483	30	426 - 450
CY3	531	30	593	75	499 - 555
CY5	628	60	692	70	594 - 651
DAPI	377	50	447	50	344 - 404
FITC	482	30	536	40	446 - 500
GFP	472	40	520	50	442 - 488
Texas Red	562	40	624	60	530 - 585
TRITC	543	50	593	55	499 - 555
YFP	500	20	542	30	488 - 513

Features:

- High transmission: > 90%
- High reflection (dichroic beam splitter): > 98%
- Steep slope
- Hard dielectric coating with superior environmental reliability and durability

Sample Spectrum



Excellent Uniformity

As shown at the right, we are able to make those fluorescence filters with very good uniformity. For instance, the center wavelength variation over a 3" x 3" wafer is less than 0.5 nm.

This will result in much better image, especially in a system with large NA and large beam size.

High Transmission

Our fluorescence filters have high transmission, with transmittance higher than 85 % in UV, and larger than 90 % in visible.

(See spectra at the right, measured at wafer level before AR is applied on the back).